

Luminaire Photograph



Light Output Ratio:	60.8%	
Luminaire Power:	13.43 W	
SHR Nominal:	0.75	Calculated using the TM5
SHR Maximum:	0.80	fine grid method.

C Range: 0 - 360DEG
C Interval: 30.0DEG
Test Speed: HIGH
Temperature: 25.3 °C
Operators: zoe
Test Date: 2023-6-10

Range: 0 - 180DEG
Interval: 1.0DEG
Test System: EVERFINE GO-SPEX500_V1 SYSTEM V2.00.461
Humidity: 65.0%
Test Distance: 3.160m [K=1.0000]
Remarks: LAMP: BXRE-30H1000-A-83 Ra: 97
LENS: HLTJ00281 HL-52 55R
DRIVER: RISE DRIVER 350mA
30minutes warm-up

LUMINOUS INTENSITY DISTRIBUTION DIAGRAM

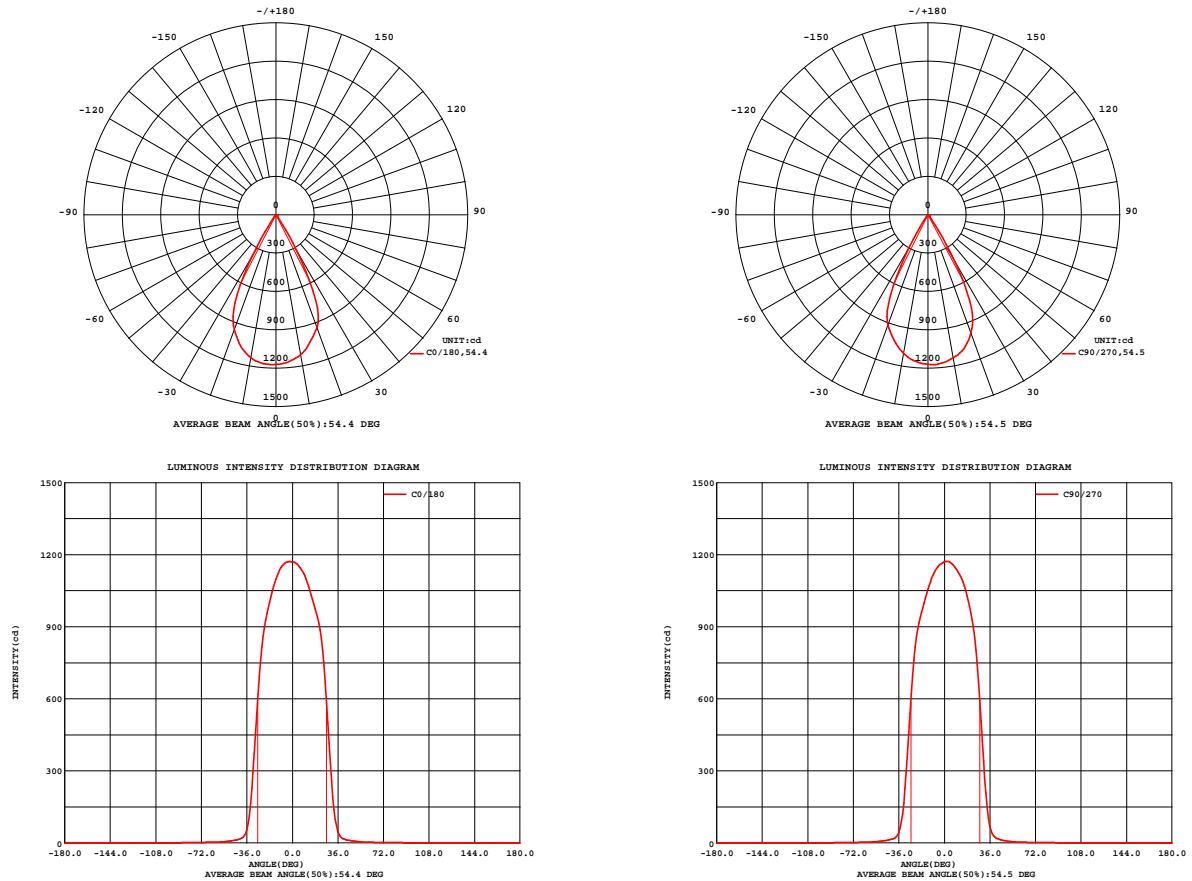


Fig. C0/C180

Fig. C90/C270

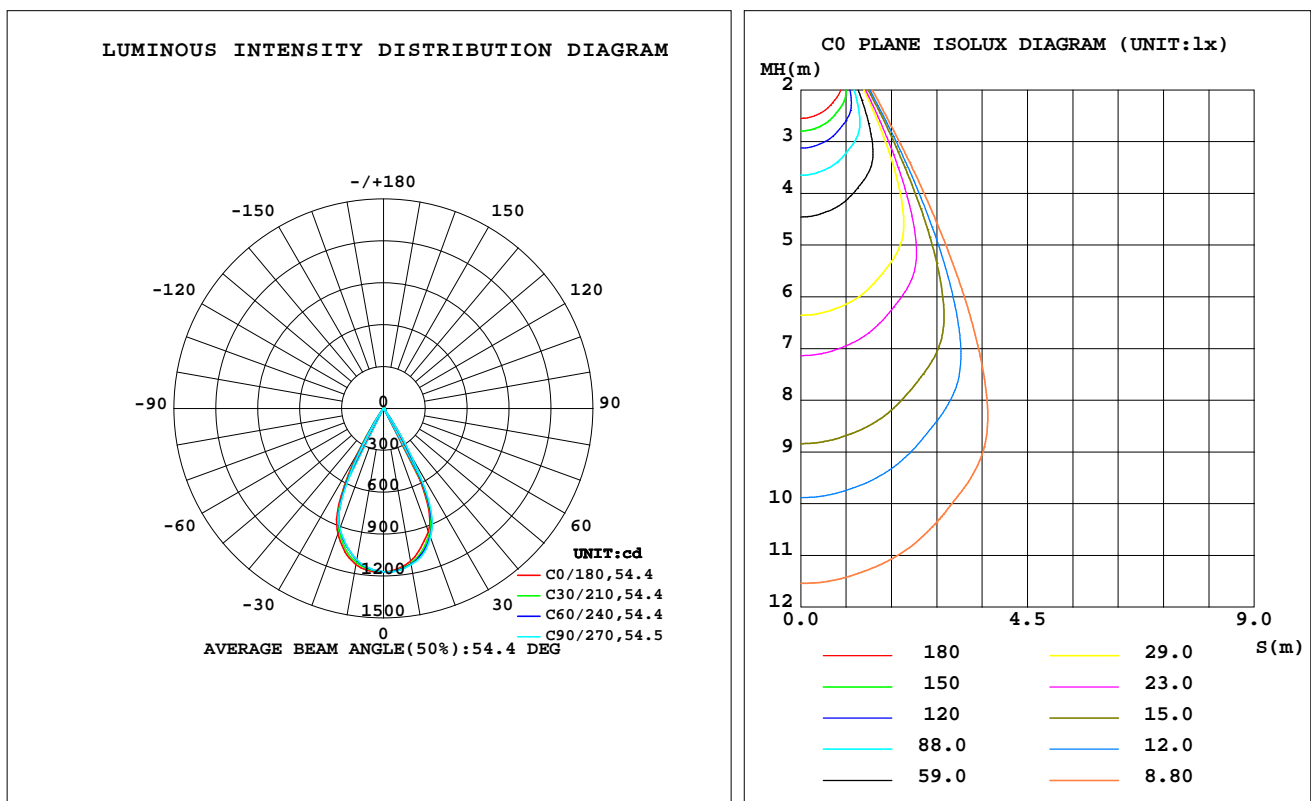
C Range: 0 - 360DEG
C Interval: 30.0DEG
Test Speed: HIGH
Temperature: 25.3 °C
Operators: zoe
Test Date: 2023-6-10

Range: 0 - 180DEG
Interval: 1.0DEG
Test System: EVERFINE GO-SPEX500_V1 SYSTEM V2.00.461
Humidity: 65.0%
Test Distance: 3.160m [K=1.0000]
Remarks: LAMP: BXRE-30H1000-A-83 Ra: 97
LENS: HLTJ00281 HL-52 55R
DRIVER: RISE DRIVER 350mA
30minutes warm-up

LUMINAIRE PHOTOMETRIC TEST REPORT

Test:U:120.11V I:0.1134A P:13.429W PF:0.9837 Freq:59.98Hz Lamp Flux:1339.9x1 lm		
NAME: 2319.201Z-H3AM-350	TYPE:	WEIGHT:
SPEC.: 3000K	DIM.:	SERIAL No.: 2306100755
MFR.: RISE	SUR.: 0.002826m2	Shielding Angle:

DATA OF LAMP		PHOTOMETRIC DATA Eff: 60.68 lm/W			
MODEL	Brideglux	Imax(cd)	1175	S/MH(C0/180)	0.79
NOMINAL POWER(W)	13	LOR(%)	60.8	S/MH(C90/270)	0.76
RATED VOLTAGE(V)	120	TOTAL FLUX(lm)	814.90	UP,DN(C0-180)	0.0,31.6
NOMINAL FLUX(lm)	1339.9	CIE CLASS	DIRECT	UP,DN(C180-360)	0.0,29.2
LAMPS INSIDE	1	up(%)	0.0	CIBSE SHR NOM	0.75
TEST VOLTAGE(V)	120	down(%)	60.8	CIBSE SHR MAX	0.80



C Range: 0 - 360DEG
C Interval: 30.0DEG
Test Speed: HIGH
Temperature:25.3℃
Operators:zoe
Test Date:2023-6-10

Range: 0 - 180DEG
Interval: 1.0DEG
Test System:EVERFINE GO-SPEX500_V1 SYSTEM V2.00.461
Humidity:65.0%
Test Distance:3.160m [K=1.0000]
Remarks: LAMP:BXRE-30H1000-A-83 Ra:97
LENS:HLTJ00281 HL-52 55R
DRIVER: RISE DRIVER 350mA
30minutes warm-up

ZONAL FLUX DIAGRAM

ZONAL FLUX DIAGRAM:

	C0	C45	C90	C135	C180	C225	C270	C315		zone	total	%lum,lamp
10	1111	1129	1136	1142	1136	1111	1100	1098	0- 10	109.4	109.4	13.4,8.16
20	937.9	967.1	983.9	983.6	954.1	924.9	915.7	920.6	10- 20	293.7	403.0	49.5,30.1
30	332.5	384.6	424.2	420.6	372.8	322.2	296.5	300.7	20- 30	321.2	724.3	88.9,54.1
40	18.60	23.01	24.20	22.73	20.64	19.15	18.35	17.85	30- 40	70.49	794.7	97.5,59.3
50	6.694	7.618	7.787	7.269	7.505	7.377	7.441	7.059	40- 50	9.451	804.2	98.7,60
60	3.032	3.160	3.164	3.242	3.458	3.336	3.365	3.334	50- 60	4.304	808.5	99.2,60.3
70	2.292	2.343	2.347	2.427	2.595	2.492	2.495	2.464	60- 70	2.772	811.3	99.6,60.5
80	1.787	1.768	1.787	1.823	1.842	1.826	1.810	1.799	70- 80	2.206	813.5	99.8,60.7
90	0	0	0	0	0	0	0	0	80- 90	1.418	814.9	100,60.8
100	0	0	0	0	0	0	0	0	90-100	0	814.9	100,60.8
110	0	0	0	0	0	0	0	0	100-110	0	814.9	100,60.8
120	0	0	0	0	0	0	0	0	110-120	0	814.9	100,60.8
130	0	0	0	0	0	0	0	0	120-130	0	814.9	100,60.8
140	0	0	0	0	0	0	0	0	130-140	0	814.9	100,60.8
150	0	0	0	0	0	0	0	0	140-150	0	814.9	100,60.8
160	0	0	0	0	0	0	0	0	150-160	0	814.9	100,60.8
170	0	0	0	0	0	0	0	0	160-170	0	814.9	100,60.8
180	0	0	0	0	0	0	0	0	170-180	0	814.9	100,60.8
DEG	LUMINOUS INTENSITY:cd									UNIT:lm		

C Range: 0 - 360DEG
C Interval: 30.0DEG
Test Speed: HIGH
Temperature:25.3℃
Operators:zoe
Test Date:2023-6-10

Range: 0 - 180DEG
Interval: 1.0DEG
Test System:EVERFINE GO-SPEX500_V1 SYSTEM V2.00.461
Humidity:65.0%
Test Distance:3.160m [K=1.0000]
Remarks: LAMP:BXRE-30H1000-A-83 Ra:97
LENS:HLTJ00281 HL-52 55R
DRIVER: RISE DRIVER 350mA
30minutes warm-up

LUMINANCE LIMITATION CURVES

Test:U:120.11V I:0.1134A P:13.429W PF:0.9837 Freq:59.98Hz
Lamp Flux:1339.9x1 lm

NAME: 2319.201Z-H3AM-350

TYPE:

WEIGHT:

SPEC.: 3000K

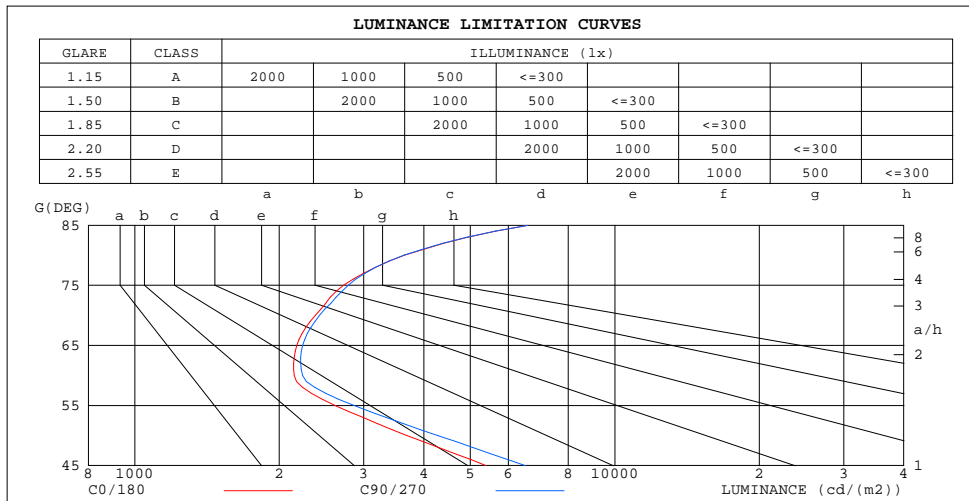
DIM.:

SERIAL No.: 2306100755

MFR.: RISE

SUR.: 0.002826m2

Shielding Angle:



LUMINANCE cd/(m2)		
G(180)	C0/180	C90/270
85	6587	6596
80	3648	3636
75	2721	2785
70	2377	2424
65	2176	2236
60	2150	2236
55	2616	2866
50	3693	4281
45	5394	6519

C Range: 0 - 360DEG
C Interval: 30.0DEG
Test Speed: HIGH
Temperature:25.3℃
Operators:zoe
Test Date:2023-6-10

Range: 0 - 180DEG
Interval: 1.0DEG
Test System:EVERFINE GO-SPEX500_V1 SYSTEM V2.00.461
Humidity:65.0%
Test Distance:3.160m [K=1.0000]
Remarks: LAMP:BXRE-30H1000-A-83 Ra:97
LENS:HLTJ00281 HL-52 55R
DRIVER: RISE DRIVER 350mA
30minutes warm-up

CU AND LUMINAIRE BUDGETARY ESTIMATE DIAGRAM

Test:U:120.11V I:0.1134A P:13.429W PF:0.9837 Freq:59.98Hz
Lamp Flux:1339.9x1 lm

NAME: 2319.201Z-H3AM-350

TYPE:

WEIGHT:

SPEC.: 3000K

DIM.:

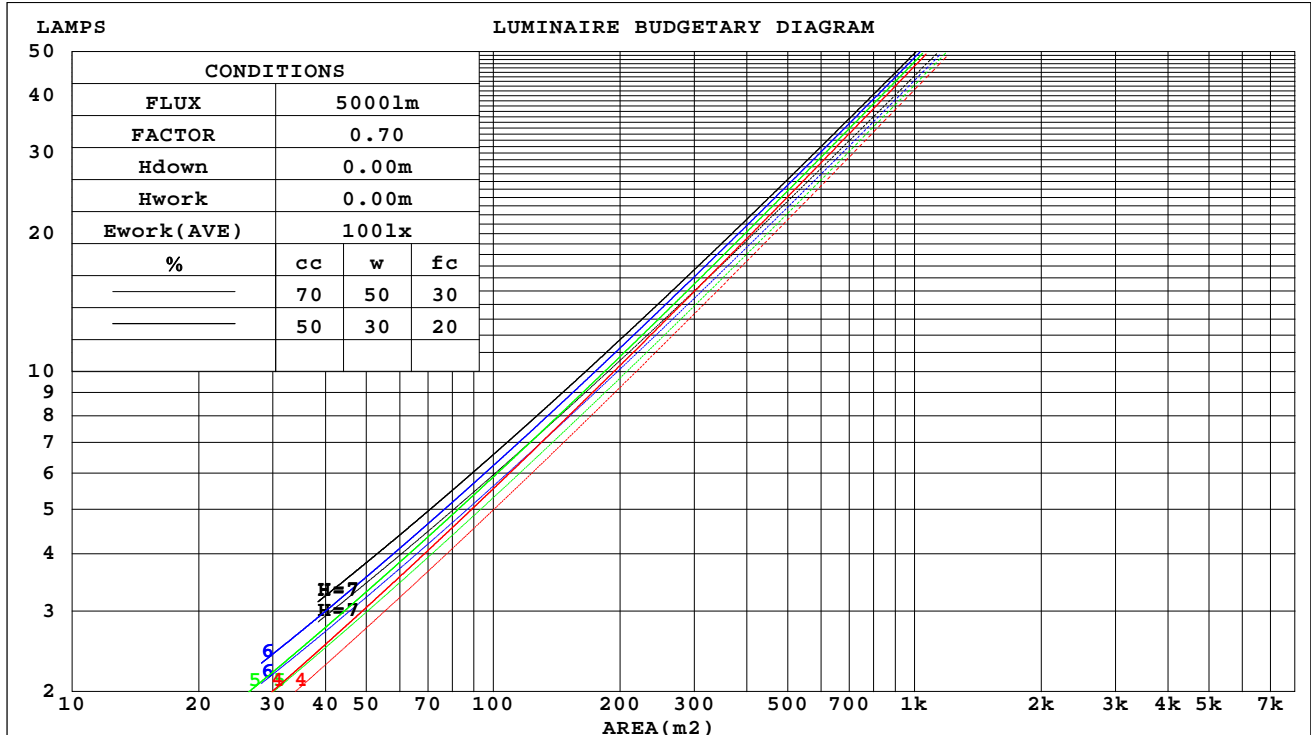
SERIAL No.: 2306100755

MFR.: RISE

SUR.: 0.002826m2

Shielding Angle:

cc	80%			70%			50%			30%			10%			0
w	50%	30%	10%	50%	30%	10%	50%	30%	10%	50%	30%	10%	50%	30%	10%	0
fc	20%			20%			20%			20%			20%			0
RCR	RCR:Room Cavity Ratio															



C Range: 0 - 360DEG
C Interval: 30.0DEG
Test Speed: HIGH
Temperature:25.3℃
Operators:zoe
Test Date:2023-6-10

Range: 0 - 180DEG
Interval: 1.0DEG
Test System:EVERFINE GO-SPEX500_V1 SYSTEM V2.00.461
Humidity:65.0%
Test Distance:3.160m [K=1.0000]
Remarks: LAMP:BXRE-30H1000-A-83 Ra:97
LENS:HLTJ00281 HL-52 55R
DRIVER: RISE DRIVER 350mA
30minutes warm-up

WEC AND CCEC

Test:U:120.11V I:0.1134A P:13.429W PF:0.9837 Freq:59.98Hz Lamp Flux:1339.9x1 lm		
NAME: 2319.201Z-H3AM-350	TYPE:	WEIGHT:
SPEC.: 3000K	DIM.:	SERIAL No.: 2306100755
MFR.: RISE	SUR.: 0.002826m2	Shielding Angle:

cc	80%			70%			50%			30%			10%			0	
w	50%	30%	10%	50%	30%	10%	50%	30%	10%	50%	30%	10%	50%	30%	10%	0	
fc	20%			20%			20%			20%			20%			0	
RCR	RCR:Room Cavity Ratio						Wall Exitance Coefficients(WEC)										
0.0																	
1.0	.101	.057	.018	.097	.055	.018	.089	.051	.016	.082	.047	.015	.075	.044	.014		
2.0	.095	.052	.016	.091	.050	.016	.085	.047	.015	.079	.044	.014	.074	.042	.013		
3.0	.090	.048	.014	.087	.046	.014	.081	.044	.013	.076	.042	.013	.072	.040	.012		
4.0	.085	.044	.013	.082	.043	.013	.078	.041	.012	.073	.039	.012	.069	.038	.011		
5.0	.081	.041	.012	.079	.040	.012	.075	.039	.011	.071	.037	.011	.067	.036	.011		
6.0	.077	.039	.011	.075	.038	.011	.072	.037	.011	.068	.036	.010	.065	.034	.010		
7.0	.074	.036	.010	.072	.036	.010	.069	.035	.010	.066	.034	.010	.063	.033	.010		
8.0	.071	.034	.010	.069	.034	.010	.066	.033	.009	.064	.032	.009	.061	.031	.009		
9.0	.068	.033	.009	.066	.032	.009	.064	.032	.009	.062	.031	.009	.059	.030	.009		
10.0	.065	.031	.009	.064	.031	.009	.062	.030	.009	.060	.030	.008	.058	.029	.008		

cc	80%			70%			50%			30%			10%			0	
w	50%	30%	10%	50%	30%	10%	50%	30%	10%	50%	30%	10%	50%	30%	10%	0	
fc	20%			20%			20%			20%			20%			0	
RCR	RCR:Room Cavity Ratio						Ceiling Cavity Exitance Coefficients(CCEC)										
0.0	.116	.116	.116	.099	.099	.099	.068	.068	.068	.039	.039	.039	.012	.012	.012		
1.0	.104	.096	.089	.089	.082	.076	.061	.057	.053	.035	.033	.031	.011	.011	.010		
2.0	.094	.081	.070	.080	.069	.060	.055	.048	.042	.032	.028	.025	.010	.009	.008		
3.0	.086	.069	.056	.073	.060	.048	.050	.041	.034	.029	.024	.020	.009	.008	.007		
4.0	.079	.060	.045	.068	.052	.039	.047	.036	.028	.027	.021	.016	.009	.007	.005		
5.0	.073	.053	.038	.063	.046	.033	.043	.032	.023	.025	.019	.014	.008	.006	.005		
6.0	.069	.047	.031	.059	.041	.027	.041	.028	.019	.024	.017	.012	.008	.005	.004		
7.0	.064	.042	.027	.055	.037	.023	.038	.026	.016	.022	.015	.010	.007	.005	.003		
8.0	.061	.038	.023	.052	.033	.020	.036	.023	.014	.021	.014	.008	.007	.005	.003		
9.0	.058	.035	.020	.050	.031	.017	.035	.021	.012	.020	.013	.007	.007	.004	.002		
10.0	.055	.032	.017	.047	.028	.015	.033	.020	.011	.019	.012	.006	.006	.004	.002		

C Range: 0 - 360DEG
C Interval: 30.0DEG
Test Speed: HIGH
Temperature:25.3℃
Operators:zoe
Test Date:2023-6-10

Range: 0 - 180DEG
Interval: 1.0DEG
Test System:EVERFINE GO-SPEX500_V1 SYSTEM V2.00.461
Humidity:65.0%
Test Distance:3.160m [K=1.0000]
Remarks: LAMP:BXRE-30H1000-A-83 Ra:97
LENS:HLTJ00281 HL-52 55R
DRIVER: RISE DRIVER 350mA
30minutes warm-up

UGR(Unified Glare Rating) Table

Test:U:120.11V I:0.1134A P:13.429W PF:0.9837 Freq:59.98Hz Lamp Flux:1339.9x1 lm										
NAME: 2319.201Z-H3AM-350					TYPE:			WEIGHT:		
SPEC.: 3000K					DIM.:			SERIAL No.: 2306100755		
MFR.: RISE					SUR.: 0.002826m2			Shielding Angle:		
ceiling/cavity	0.7	0.7	0.5	0.5	0.3	0.7	0.7	0.5	0.5	0.3
walls	0.5	0.3	0.5	0.3	0.3	0.5	0.3	0.5	0.3	0.3
working plane	0.2	0.2	0.2	0.2	0.2	0.2	0.2	0.2	0.2	0.2
Room dimensions	Viewed crosswise					Viewed endwise				
x = 2H y = 2H	12.4	13.3	12.7	13.4	13.6	14.2	15.0	14.4	15.2	15.3
3H	12.4	13.2	12.7	13.4	13.6	14.1	14.9	14.3	15.1	15.3
4H	12.4	13.2	12.7	13.4	13.6	14.1	14.8	14.3	15.0	15.2
6H	12.5	13.2	12.8	13.5	13.7	14.1	14.8	14.4	15.0	15.3
8H	12.6	13.3	12.9	13.6	13.8	14.2	14.8	14.5	15.1	15.3
12H	12.8	13.5	13.1	13.7	14.0	14.2	14.9	14.6	15.1	15.4
4H 2H	12.2	13.0	12.5	13.2	13.4	13.9	14.7	14.2	14.9	15.1
3H	12.3	12.9	12.6	13.2	13.5	13.9	14.5	14.2	14.8	15.1
4H	12.4	13.0	12.7	13.3	13.6	13.9	14.5	14.3	14.8	15.1
6H	12.6	13.1	13.0	13.4	13.8	14.0	14.6	14.4	14.9	15.2
8H	12.8	13.3	13.2	13.6	14.0	14.2	14.6	14.5	15.0	15.3
12H	13.1	13.5	13.5	13.9	14.3	14.3	14.8	14.8	15.2	15.5
8H 4H	12.4	12.8	12.7	13.2	13.5	13.9	14.3	14.3	14.7	15.1
6H	12.7	13.1	13.1	13.5	13.9	14.1	14.5	14.5	14.8	15.3
8H	13.0	13.4	13.5	13.8	14.2	14.3	14.6	14.7	15.0	15.5
12H	13.5	13.8	14.0	14.2	14.7	14.6	14.9	15.1	15.3	15.8
12H 4H	12.3	12.8	12.7	13.1	13.5	13.8	14.3	14.2	14.6	15.0
6H	12.7	13.1	13.2	13.5	13.9	14.1	14.4	14.5	14.8	15.3
8H	13.1	13.4	13.6	13.9	14.3	14.3	14.6	14.8	15.0	15.5
Variations with the observer position at spacings(CIE Pub.117):										
S = 1.0H	+ 1.2 / - 1.0					+ 2.1 / - 1.3				
1.5H	+ 2.3 / - 0.8					+ 3.8 / - 1.2				
2.0H	+ 0.9 / - 0.3					+ 1.1 / - 0.4				

CIE Pub.117, 1340 lm Total Lamp Luminous Flux Correct (8log(F/F0) = 1.0)
Area: 0.002826 m2

C Range: 0 - 360DEG
C Interval: 30.0DEG
Test Speed: HIGH
Temperature:25.3℃
Operators:zoe
Test Date:2023-6-10

Range: 0 - 180DEG
Interval: 1.0DEG
Test System:EVERFINE GO-SPEX500_V1 SYSTEM V2.00.461
Humidity:65.0%
Test Distance:3.160m [K=1.0000]
Remarks: LAMP:BXRE-30H1000-A-83 Ra:97
LENS:HLTJ00281 HL-52 55R
DRIVER: RISE DRIVER 350mA
30minutes warm-up

UTILIZATION FACTORS TABLE

Test:U:120.11V I:0.1134A P:13.429W PF:0.9837 Freq:59.98Hz Lamp Flux:1339.9x1 lm		
NAME: 2319.201Z-H3AM-350	TYPE:	WEIGHT:
SPEC.: 3000K	DIM.:	SERIAL No.: 2306100755
MFR.: RISE	SUR.: 0.002826m2	Shielding Angle:

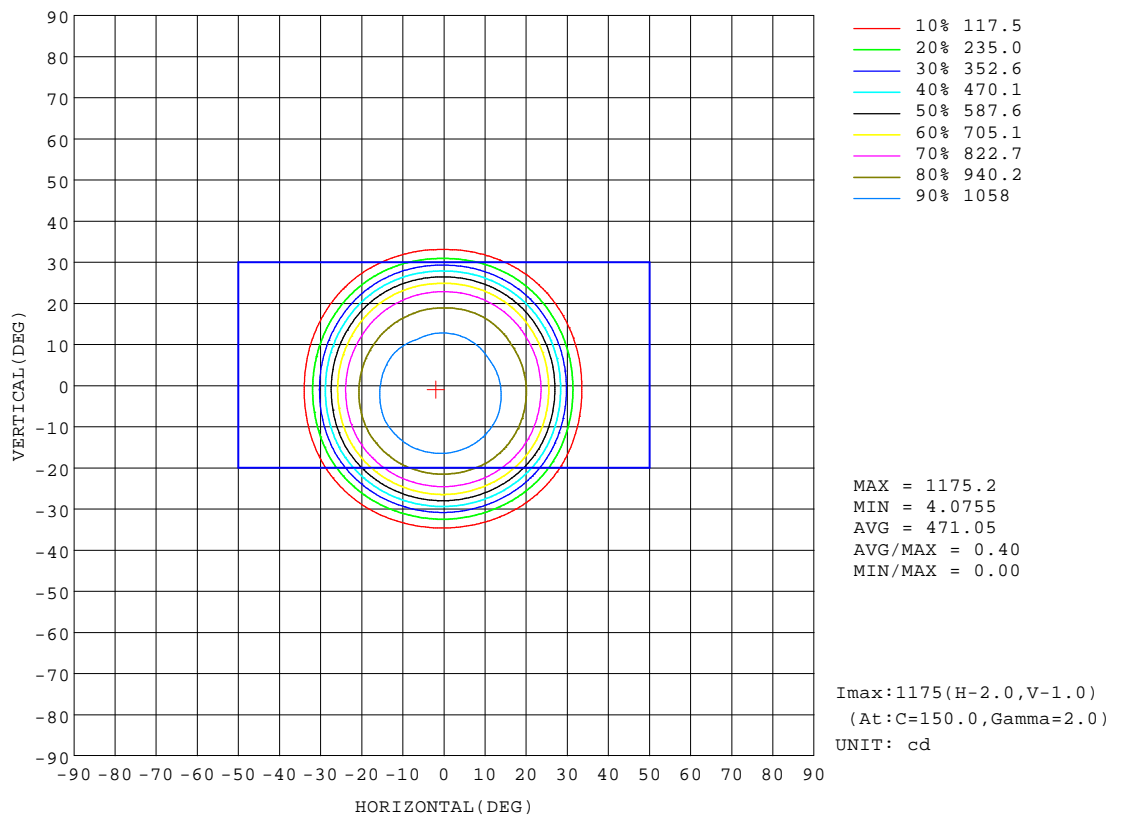
REFLECTANCE										
Ceiling	0.8	0.8	0.8	0.7	0.7	0.7	0.5	0.5	0.5	0
Walls	0.7	0.5	0.3	0.7	0.5	0.3	0.7	0.5	0.3	0
Working plane	0.2	0.2	0.2	0.2	0.2	0.2	0.2	0.2	0.2	0
ROOM INDEX	UTILIZATION FACTORS(PERCENT) $k(RI) \times RCR = 5$									
k = 0.60	55	51	49	54	51	49	54	51	49	47
0.80	59	56	54	59	56	54	58	55	53	51
1.00	61	58	56	61	58	56	60	58	56	53
1.25	64	61	59	63	60	58	62	60	58	56
1.50	65	62	61	64	62	60	63	61	60	57
2.00	67	64	62	66	64	62	64	62	61	58
2.50	67	65	64	66	65	63	65	63	62	58
3.00	68	66	65	67	66	64	65	64	63	59
4.00	69	68	67	68	67	66	66	65	64	60
5.00	70	69	68	69	68	67	67	66	65	61
ROOM INDEX	UF(total)									Direct
According to DIN EN 13032-2 2004			Suspended					SHRNOM = 1.25		

C Range: 0 - 360DEG
C Interval: 30.0DEG
Test Speed: HIGH
Temperature:25.3℃
Operators:zoe
Test Date:2023-6-10

Range: 0 - 180DEG
Interval: 1.0DEG
Test System:EVERFINE GO-SPEX500_V1 SYSTEM V2.00.461
Humidity:65.0%
Test Distance:3.160m [K=1.0000]
Remarks: LAMP:BXRE-30H1000-A-83 Ra:97
LENS:HLTJ00281 HL-52 55R
DRIVER: RISE DRIVER 350mA
30minutes warm-up

ISOCANDELA DIAGRAM

Test:U:120.11V I:0.1134A P:13.429W PF:0.9837 Freq:59.98Hz Lamp Flux:1339.9x1 lm		
NAME: 2319.201Z-H3AM-350	TYPE:	WEIGHT:
SPEC.: 3000K	DIM.:	SERIAL No.: 2306100755
MFR.: RISE	SUR.: 0.002826m2	Shielding Angle:

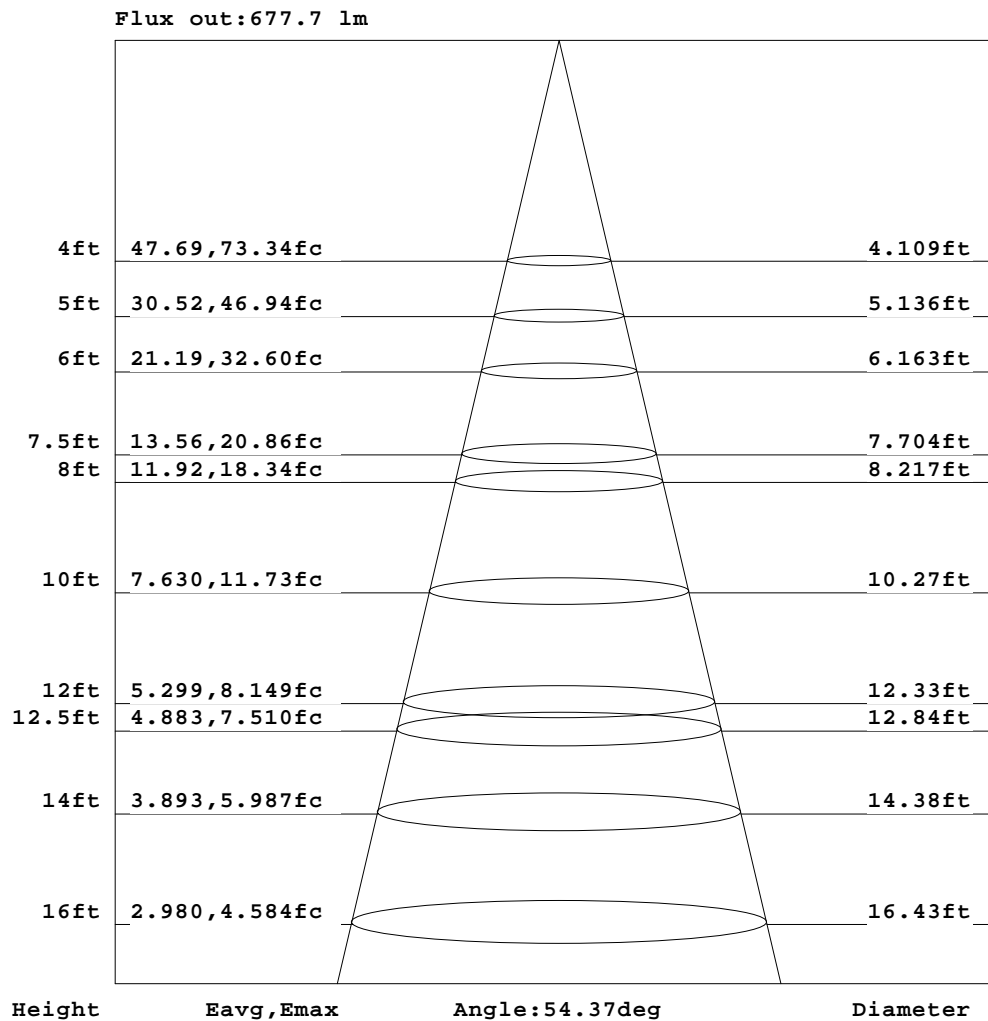


C Range: 0 - 360DEG
C Interval: 30.0DEG
Test Speed: HIGH
Temperature:25.3℃
Operators:zoe
Test Date:2023-6-10

Range: 0 - 180DEG
Interval: 1.0DEG
Test System:EVERFINE GO-SPEX500_V1 SYSTEM V2.00.461
Humidity:65.0%
Test Distance:3.160m [K=1.0000]
Remarks: LAMP:BXRE-30H1000-A-83 Ra:97
LENS:HLTJ00281 HL-52 55R
DRIVER: RISE DRIVER 350mA
30minutes warm-up

AAI Figure

Test:U:120.11V I:0.1134A P:13.429W PF:0.9837 Freq:59.98Hz Lamp Flux:1339.9x1 lm		
NAME: 2319.201Z-H3AM-350	TYPE:	WEIGHT:
SPEC.: 3000K	DIM.:	SERIAL No.: 2306100755
MFR.: RISE	SUR.: 0.002826m2	Shielding Angle:



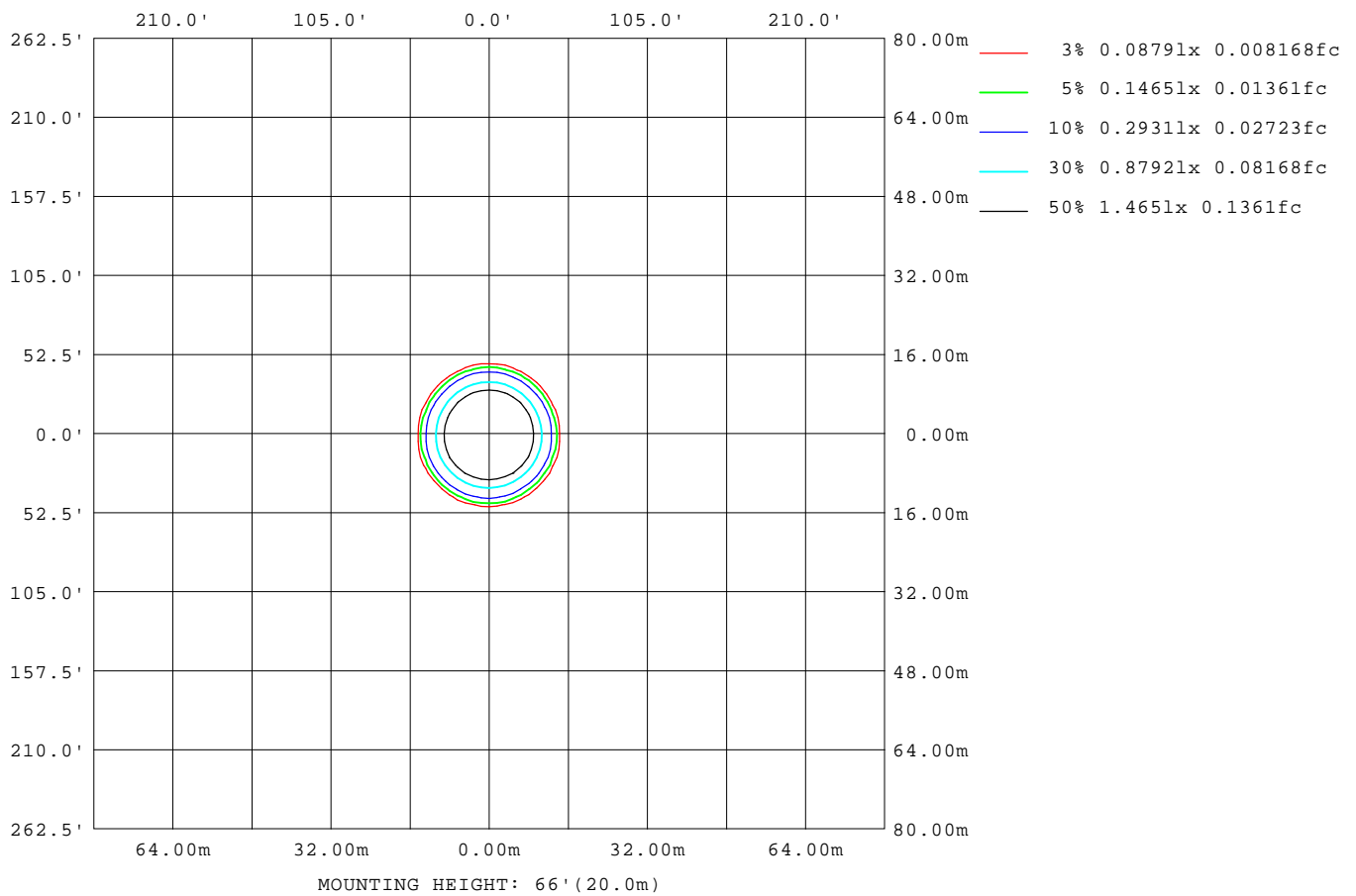
Note: The Curves indicate the illuminated area and the average illumination when the luminaire is at different distance.

C Range: 0 - 360DEG
C Interval: 30.0DEG
Test Speed: HIGH
Temperature: 25.3°C
Operators: zoe
Test Date: 2023-6-10

Range: 0 - 180DEG
Interval: 1.0DEG
Test System: EVERFINE GO-SPEX500_V1 SYSTEM V2.00.461
Humidity: 65.0%
Test Distance: 3.160m [K=1.0000]
Remarks: LAMP: BXRE-30H1000-A-83 Ra: 97
LENS: HLTJ00281 HL-52 55R
DRIVER: RISE DRIVER 350mA
30minutes warm-up

ISOLUX DIAGRAM

Test:U:120.11V I:0.1134A P:13.429W PF:0.9837 Freq:59.98Hz Lamp Flux:1339.9x1 lm		
NAME: 2319.201Z-H3AM-350	TYPE:	WEIGHT:
SPEC.: 3000K	DIM.:	SERIAL No.: 2306100755
MFR.: RISE	SUR.: 0.002826m2	Shielding Angle:



C Range: 0 - 360DEG
C Interval: 30.0DEG
Test Speed: HIGH
Temperature:25.3°C
Operators:zoe
Test Date:2023-6-10

Range: 0 - 180DEG
Interval: 1.0DEG
Test System:EVERFINE GO-SPEX500_V1 SYSTEM V2.00.461
Humidity:65.0%
Test Distance:3.160m [K=1.0000]
Remarks: LAMP:BXRE-30H1000-A-83 Ra:97
LENS:HLTJ00281 HL-52 55R
DRIVER: RISE DRIVER 350mA
30minutes warm-up

LED Avg.L Report

Test:U:120.11V I:0.1134A P:13.429W PF:0.9837 Freq:59.98Hz Lamp Flux:1339.9x1 lm		
NAME: 2319.201Z-H3AM-350	TYPE:	WEIGHT:
SPEC.: 3000K	DIM.:	SERIAL No.: 2306100755
MFR.: RISE	SUR.: 0.002826m2	Shielding Angle:

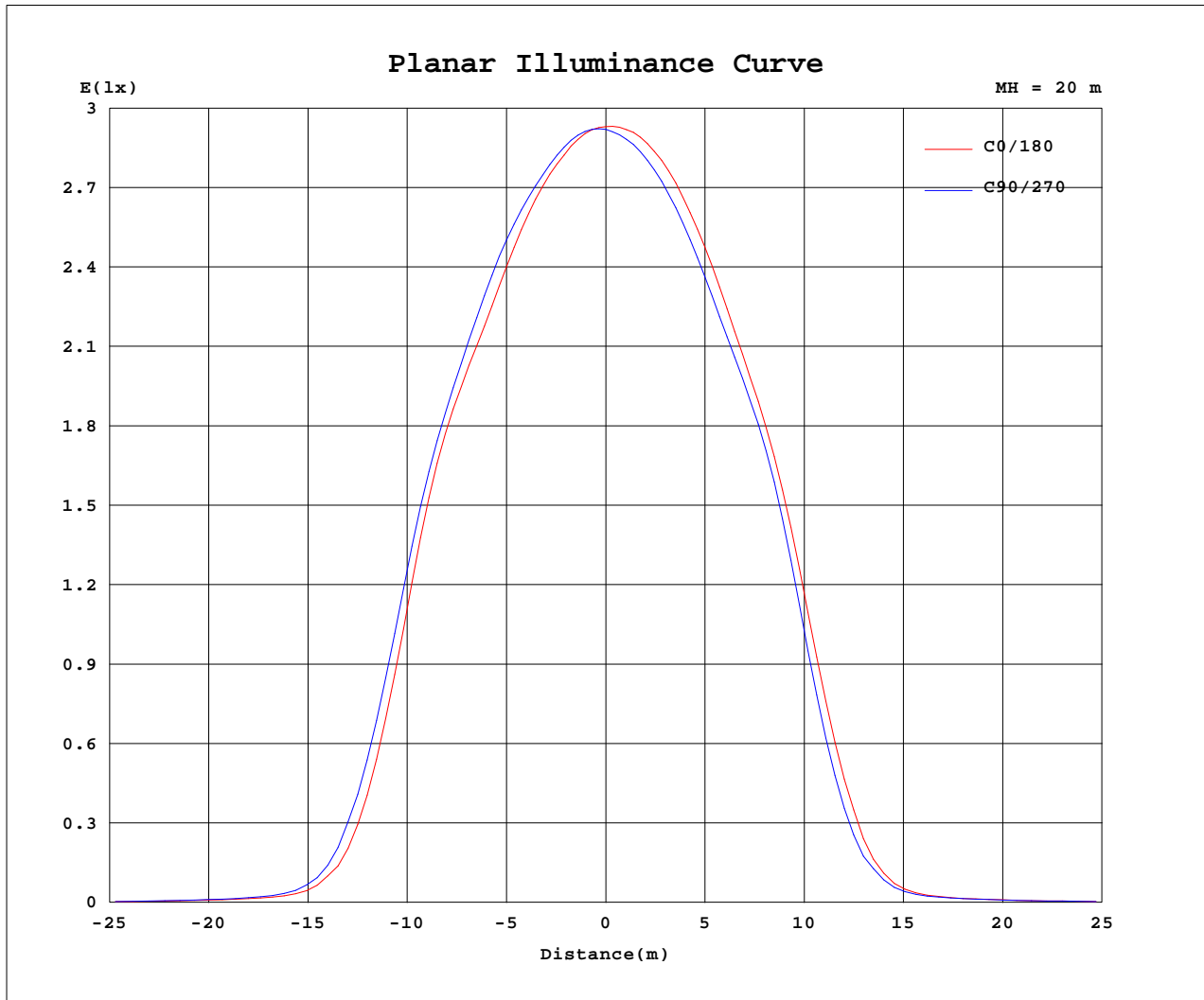
AvgL	cd/m2
L_0~180(65)av	2321
L_0~180(75)av	2839
L_0~180(85)av	6574
L_90~270(65)av	2316
L_90~270(75)av	2808
L_90~270(85)av	6533
L_45(65)av	2324
L_45(75)av	2818
L_45(85)av	6534

Standard: GB/T 29293-2012

C Range: 0 - 360DEG
C Interval: 30.0DEG
Test Speed: HIGH
Temperature:25.3℃
Operators:zoe
Test Date:2023-6-10

Range: 0 - 180DEG
Interval: 1.0DEG
Test System:EVERFINE GO-SPEX500_V1 SYSTEM V2.00.461
Humidity:65.0%
Test Distance:3.160m [K=1.0000]
Remarks: LAMP:BXRE-30H1000-A-83 Ra:97
LENS:HLTJ00281 HL-52 55R
DRIVER: RISE DRIVER 350mA
30minutes warm-up

Planar Illuminance Curve



C Range: 0 - 360DEG
 C Interval: 30.0DEG
 Test Speed: HIGH
 Temperature: 25.3 °C
 Operators: zoe
 Test Date: 2023-6-10

Range: 0 - 180DEG
 Interval: 1.0DEG
 Test System: EVERFINE GO-SPEX500_V1 SYSTEM V2.00.461
 Humidity: 65.0%
 Test Distance: 3.160m [K=1.0000]
 Remarks: LAMP: BXRE-30H1000-A-83 Ra: 97
 LENS: HLTJ00281 HL-52 55R
 DRIVER: RISE DRIVER 350mA
 30minutes warm-up

LUMINOUS DISTRIBUTION INTENSITY DATA

Test:U:120.11V I:0.1134A P:13.429W PF:0.9837 Freq:59.98Hz Lamp Flux:1339.9x1 lm		
NAME: 2319.201Z-H3AM-350	TYPE:	WEIGHT:
SPEC.: 3000K	DIM.:	SERIAL No.: 2306100755
MFR.: RISE	SUR.: 0.002826m2	Shielding Angle:

Table--1

UNIT: cd

C(DEG) (DEG)	0	30	60	90	120	150	180	210	240	270	300	330						
0	1170	1170	1170	1170	1170	1170	1170	1170	1170	1170	1170	1170						
5	1154	1161	1164	1167	1170	1169	1167	1157	1151	1149	1147	1146						
10	1111	1126	1132	1136	1141	1142	1136	1120	1103	1100	1098	1098						
15	1032	1058	1073	1085	1091	1088	1065	1047	1023	1018	1019	1014						
20	938	958	976	984	988	980	954	932	918	916	921	920						
25	739	772	790	805	803	796	760	725	710	695	699	708						
30	333	372	397	424	425	417	373	330	315	296	297	305						
35	73.3	84.9	93.3	103	104	98.0	81.1	73.0	62.8	62.6	60.8	59.5						
40	18.6	22.2	23.8	24.2	23.2	22.3	20.6	19.3	19.0	18.3	18.4	17.3						
45	10.8	12.3	13.1	13.0	12.0	12.0	11.7	11.7	11.3	11.4	10.9	10.7						
50	6.69	7.44	7.79	7.79	6.99	7.55	7.51	7.45	7.31	7.44	7.06	7.06						
55	4.23	4.53	4.70	4.65	4.27	4.73	4.82	4.74	4.65	4.76	4.66	4.58						
60	3.03	3.11	3.21	3.16	3.14	3.35	3.46	3.40	3.27	3.37	3.42	3.25						
65	2.59	2.63	2.70	2.67	2.68	2.85	2.95	2.90	2.80	2.86	2.89	2.76						
70	2.29	2.31	2.37	2.35	2.36	2.49	2.60	2.53	2.46	2.49	2.52	2.41						
75	1.99	1.97	2.00	2.04	2.04	2.11	2.17	2.15	2.09	2.07	2.07	2.06						
80	1.79	1.77	1.77	1.79	1.81	1.84	1.84	1.83	1.82	1.81	1.80	1.80						
85	1.62	1.61	1.62	1.63	1.62	1.63	1.62	1.59	1.60	1.59	1.59	1.62						
90	0.00	0.00	0.00	0.00	0.00	0.00	0.00	0.00	0.00	0.00	0.00	0.00						
95	0.00	0.00	0.00	0.00	0.00	0.00	0.00	0.00	0.00	0.00	0.00	0.00						
100	0.00	0.00	0.00	0.00	0.00	0.00	0.00	0.00	0.00	0.00	0.00	0.00						
105	0.00	0.00	0.00	0.00	0.00	0.00	0.00	0.00	0.00	0.00	0.00	0.00						
110	0.00	0.00	0.00	0.00	0.00	0.00	0.00	0.00	0.00	0.00	0.00	0.00						
115	0.00	0.00	0.00	0.00	0.00	0.00	0.00	0.00	0.00	0.00	0.00	0.00						
120	0.00	0.00	0.00	0.00	0.00	0.00	0.00	0.00	0.00	0.00	0.00	0.00						
125	0.00	0.00	0.00	0.00	0.00	0.00	0.00	0.00	0.00	0.00	0.00	0.00						
130	0.00	0.00	0.00	0.00	0.00	0.00	0.00	0.00	0.00	0.00	0.00	0.00						
135	0.00	0.00	0.00	0.00	0.00	0.00	0.00	0.00	0.00	0.00	0.00	0.00						
140	0.00	0.00	0.00	0.00	0.00	0.00	0.00	0.00	0.00	0.00	0.00	0.00						
145	0.00	0.00	0.00	0.00	0.00	0.00	0.00	0.00	0.00	0.00	0.00	0.00						
150	0.00	0.00	0.00	0.00	0.00	0.00	0.00	0.00	0.00	0.00	0.00	0.00						
155	0.00	0.00	0.00	0.00	0.00	0.00	0.00	0.00	0.00	0.00	0.00	0.00						
160	0.00	0.00	0.00	0.00	0.00	0.00	0.00	0.00	0.00	0.00	0.00	0.00						
165	0.00	0.00	0.00	0.00	0.00	0.00	0.00	0.00	0.00	0.00	0.00	0.00						
170	0.00	0.00	0.00	0.00	0.00	0.00	0.00	0.00	0.00	0.00	0.00	0.00						
175	0.00	0.00	0.00	0.00	0.00	0.00	0.00	0.00	0.00	0.00	0.00	0.00						
180	0.00	0.00	0.00	0.00	0.00	0.00	0.00	0.00	0.00	0.00	0.00	0.00						

C Range: 0 - 360DEG
C Interval: 30.0DEG
Test Speed: HIGH
Temperature:25.3℃
Operators:zoe
Test Date:2023-6-10

Range: 0 - 180DEG
Interval: 1.0DEG
Test System:EVERFINE GO-SPEX500_V1 SYSTEM V2.00.461
Humidity:65.0%
Test Distance:3.160m [K=1.0000]
Remarks: LAMP:BXRE-30H1000-A-83 Ra:97
LENS:HLTJ00281 HL-52 55R
DRIVER: RISE DRIVER 350mA
30minutes warm-up